



### COMPLEMENTARY ACTIVITIES 1<sup>st</sup> Grade N°11

#### Unit 3 "ART"

Expresión escrita

**OA14. Escribir una variedad de textos, como cuentos, correos electrónicos, folletos, rimas, descripciones, biografías, instrucciones, artículos, cartas, resúmenes y diario personal (*journal*), utilizando los pasos del proceso de escritura (organizar ideas, redactar, revisar, editar, publicar), ocasionalmente con apoyo de acuerdo a un criterio de evaluación, recurriendo a herramientas como el procesador de textos y diccionario en línea.**

Name: \_\_\_\_\_ Grade 1<sup>st</sup> \_\_\_\_\_ date: September 11<sup>th</sup>

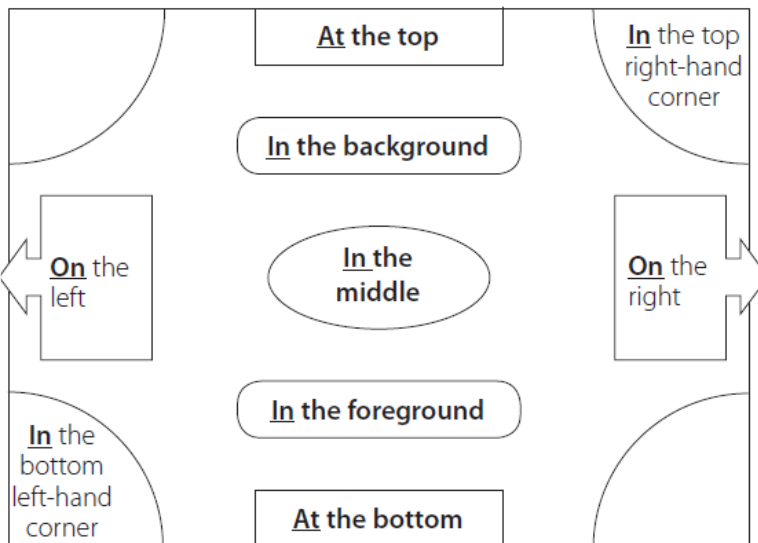
1. Read the words and expressions in the box and circle the ones you think could be used to describe a picture. Use the diagram below to help you to decide which words are used for descriptions. For extra help you can use the Pictionary at the end.

at the bottom    on the left    vivid    it shows    in the background    influence    orchestra


on the right    in the middle    piano    it was painted    the colors are    colorful    interesting

the style    bookcase    it symbolises    car    museum    watercolor    technique

2. Look at the two pictures in the next page taken from activity number 2, select one of them to write a short description using the words you circled in activity number 3. Use the diagram below to help you analyze which aspects are going to be described.




Example picture:



Description sample:

In the middle of the picture there is a woman, it was painted using vivid colors. The colors I can see are yellow, brown, black, light blue and red. In the background I can observe yellow and light blue colors.

(Source: Adapted from 1<sup>st</sup> graders Student's and Teacher's book, Original material)



Description:

(Source: Taken from 1<sup>st</sup> Graders Teacher's Book)